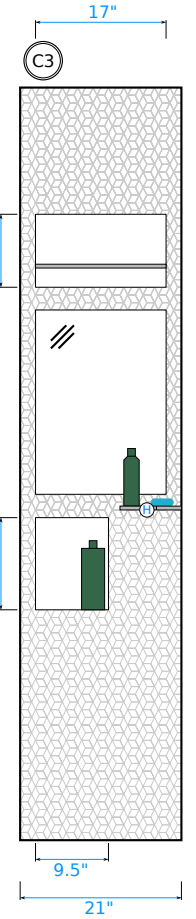
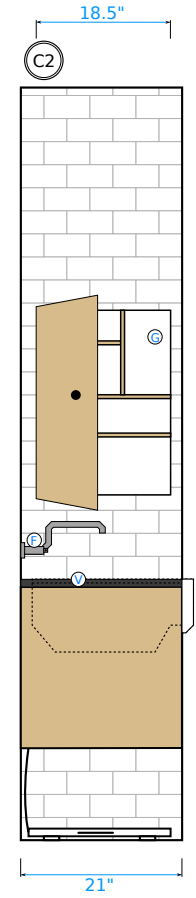
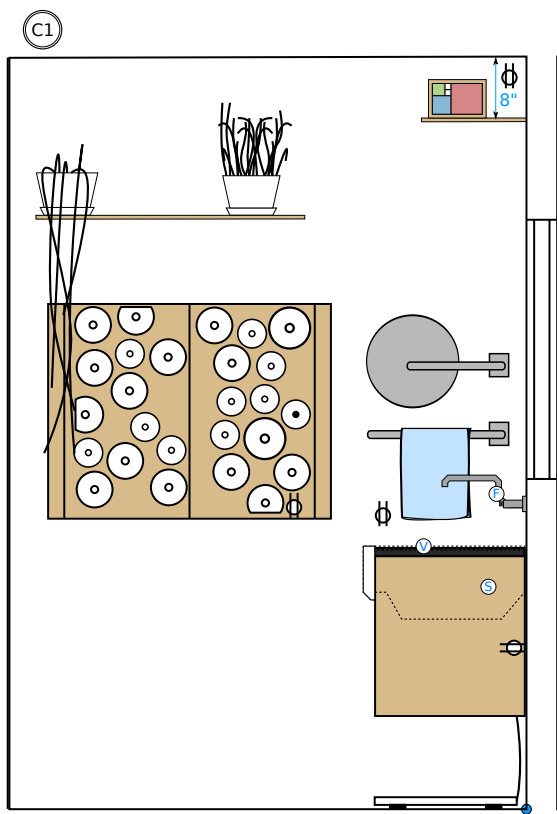
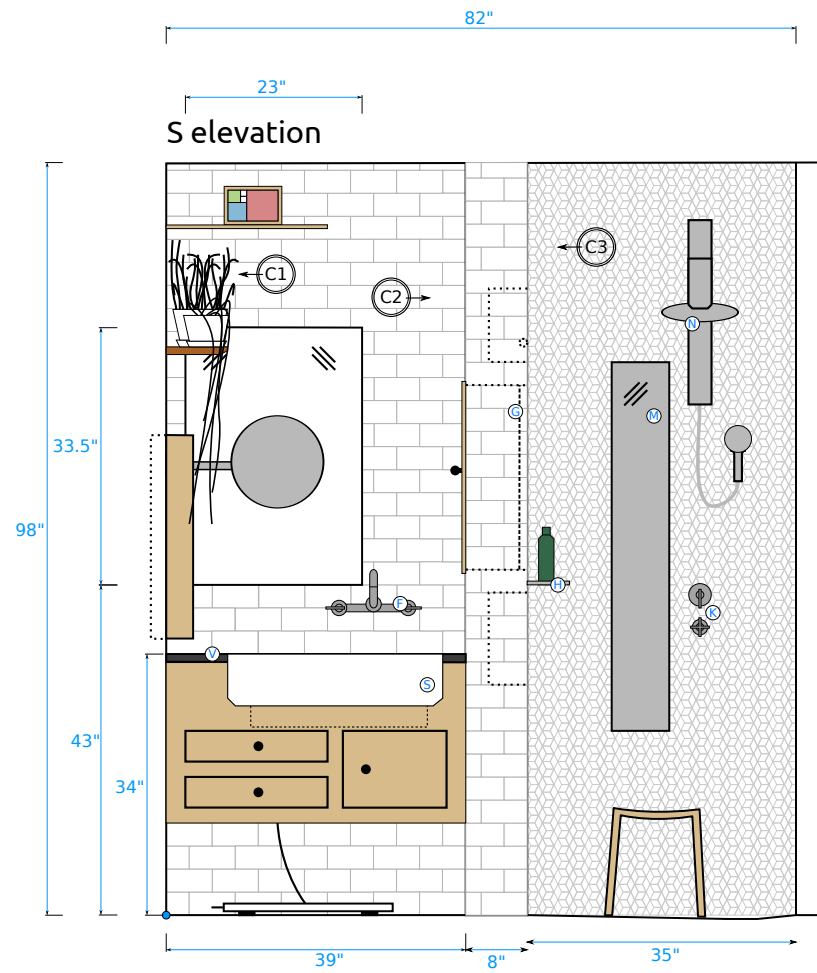


Bergstrom/Fujimoto
1723 Cabrillo #A

Bathroom, view C



Fixtures / appliances

- F - faucet: Kohler Purist chrome wall mount K7549-4-CP
- G - single-pane glass back for medicine cabinet
- H - soap dish: Ginger G28504RPC
- K - shower controls
Kohler KT14488-4-CP Thermostatic trim and valve
Kohler KT14490-3-CP Volume control and valve
- M - mirror: ClearMirror heated; 48" x 7.5"
- N - showerhead: Nebia; late 2016 deliv.
- S - sink: Kohler K6486-0 Whitehaven
- V - vanity: PaperStone Slate

Tile estimate

3x6 G1 37.9 sq/ft
 south wall total area = 39 x 98 = 3822
 obstructions
 - window = 33.5 x 23 = (770.5)
 stub wall east face = 21 x 98 = 2058
 obstructions
 - vanity = 24 x 18.5 = (444)
 stub wall north face = 8 x 98 = 784
Mural Alabaster 33.4 sq/ft
 south wall total area = 35 x 98 = 3430
 stub wall total area = 21 x 98 = 2058
 obstructions
 - towel niche = 17 x 9.5 = (161.5)
 - medicine cabinet glass back = 24 x 17 = (408)
 - shampoo niche = 12 x 9.5 = (114)